



Band Virtual Learning

# 7th Grade Percussion

May 15th, 2020











## 7th Grade Percussion Lesson: May 15th, 2020

### **Objective/Learning Target:**

Students will be identifying and playing both reviewed and new rhythms by counting and clapping or on their instrument.

# Review:

## NOTE VALUES AND RESTS

Notes	Names	Rests
	<b>Whole</b>	
	<b>Half</b>	
	<b>Quarter</b>	
	<b>Eighth</b>	

# Review:

## COUNTING METHOD

- When the quarter note receives one count ( $\frac{2}{4}$ ,  $\frac{3}{4}$ ,  $\frac{4}{4}$ ,  $\frac{5}{4}$ , etc.), use the following measure-wise counting method (pronounced: one and two and three and four and):

1 & 2 & 3 & 4 &

- For the four-fold division of the beat (sixteenth notes) and its variations, use 1 e & a (pronounced: one ee and a):

1 e & a 2 e & a 3 & 4 &

1 & a 2 & a 3 & 4 &

1 e & 2 e & 3 & 4 &

1 (e &) a 2 (e &) a 3 & 4 &

# Review:

Remember from last week...

- A *dot* after a note or rest adds half of the value of the note/rest it follows.

Example:   $\text{dotted half note} = \text{half note} + \text{whole note}$

  $\text{dotted quarter note} = \text{quarter note} + \text{eighth note}$

# Learning New Rhythms!

Go through each line. Set a metronome (free online [HERE](#)), count first, then play. If you have the ability, record and then play back to review your work!

Use the new Rhythm Keys to work through the new exercises.

Take it one measure at a time. Go Slow and Steady. Always count first!

## Rhythm Keys Eighth Note/Two Sixteenth Note Combinations

Four musical staves in 2/4 time, each with a repeat sign. The notes and counting cues are as follows:

- Staff 1: Quarter note, eighth note, eighth note, quarter note. Count: 1 e & 2 &
- Staff 2: Quarter note, eighth note, eighth note, quarter note. Count: 1 & 2 e &
- Staff 3: Quarter note, eighth note, eighth note, quarter note. Count: 1 e & 2 e &
- Staff 4: Quarter note, eighth note, eighth note, quarter note. Count: 1 2 e &

Four musical staves in 2/4 time, each with a repeat sign. The notes and counting cues are as follows:

- Staff 1: Quarter note, eighth note, eighth note, quarter note. Count: 1 & a 2 &
- Staff 2: Quarter note, eighth note, eighth note, quarter note. Count: 1 & 2 & a
- Staff 3: Quarter note, eighth note, eighth note, quarter note. Count: 1 & a 2 & a
- Staff 4: Quarter note, eighth note, eighth note, quarter note. Count: 1 2 & a

# Practice: Apply Rhythm Key

## Rhythm Key Eighth Note/Two Sixteenth Note Combinations

1 e & 2 &      1 & 2 e &      1 e & 2 e &      1      2 e &

# Practice: Apply Rhythm Key

## Rhythm Key Eighth Note/Two Sixteenth Note Combinations

Four musical phrases in 2/4 time, each with a key signature of one flat (Bb). The first three phrases are repeated twice. The fourth phrase is not repeated. The rhythmic patterns and their corresponding counting are as follows:

- Phrase 1: Quarter note, eighth note, eighth note, quarter note. Count: 1 & a 2 &
- Phrase 2: Quarter note, eighth note, eighth note, quarter note, eighth note, eighth note. Count: 1 & 2 & a
- Phrase 3: Quarter note, eighth note, eighth note, quarter note, eighth note, eighth note. Count: 1 & a 2 & a
- Phrase 4: Quarter note, eighth note, eighth note, quarter note, eighth note, eighth note. Count: 1 2 & a

First line of musical notation for rhythm key combinations in 2/4 time, featuring eighth notes and two sixteenth notes.

Second line of musical notation for rhythm key combinations in 2/4 time, featuring eighth notes and two sixteenth notes.

Third line of musical notation for rhythm key combinations in 2/4 time, featuring eighth notes and two sixteenth notes.



# Lets Get Crazy

## Rhythm Key Eighth Note/Two Sixteenth Note Combinations

Four musical staves in 3/4 time, each showing a different rhythmic pattern of eighth and sixteenth notes. Below each staff is a counting cue:

- Staff 1: 1 & 2 e & a 3 e &
- Staff 2: 1 e & 2 e & a 3 &
- Staff 3: 1 e & 2 e & 3 e & a
- Staff 4: 1 e & 2 e & a 3 e &

Two musical staves in 3/4 time, each showing a rhythmic pattern of eighth and sixteenth notes. The first staff has a treble clef and the second staff has an alto clef.



# Let's Check Your Work

This video goes through all of the rhythms from this packet. Use this as a resource to check your work and as a way to be able to practice along with someone!

Click [HERE](#) for video.